

Designer
Ella Pan

Role
UX/UI Designer

Device
Desktop,
and iPhone X

Duration
6 Weeks

Year
2021

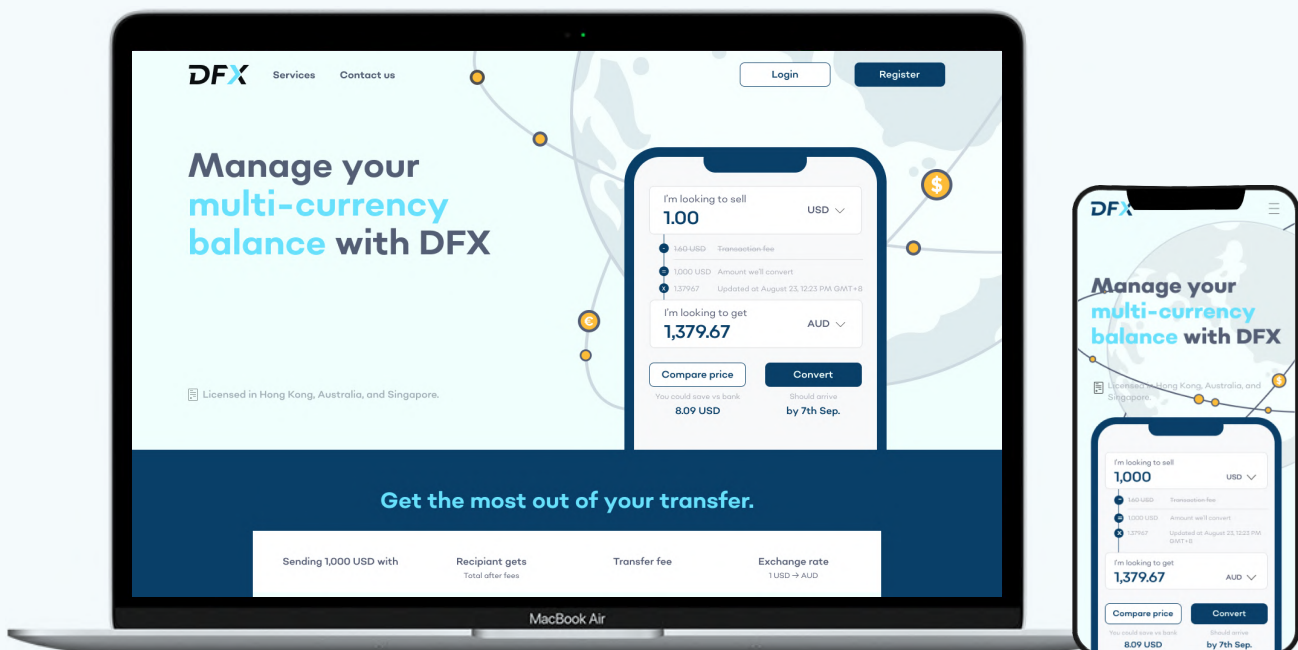
Tools
Pencil & Paper, Sketch,
Adobe After Effects

01.

Website design for a start-up multi-currency manager

Brand background

DFX is an Australia-based start-up company that focuses on multi-currency conversion and management. DFX mostly targets on 10 western currencies, such as USD, AUD, EUR, HKD, and so on. Besides, DFX also aims to provide its own bank card services.



About the website

It's a multi-currency
convertor, blance
manager, and bank
card issuer.

Anything relates to money is complicated. DFX website is not an exception. DFX provides its currency convertor service as it is a fundamental to all the visitors.

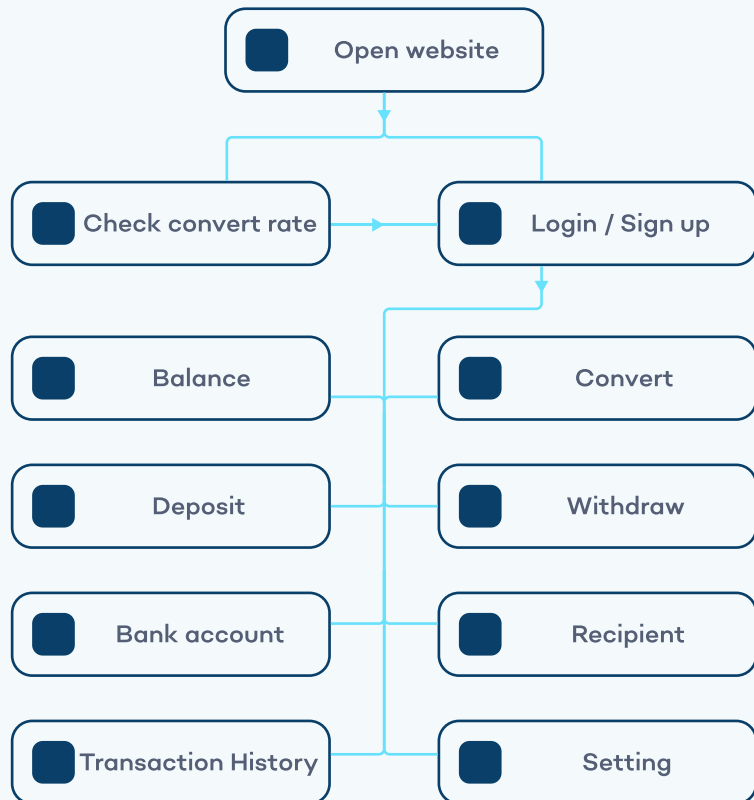
Mind Mapping

From the first sight to all features

DFX offers users a superior experience that builds on convenience, reliability, and unmatched customer service.

After users open DFX website, he/she can check the conversion rate and get to know the main features of DFX. Then users can log in or sign up to unlock all features.

All logged-in users have a web control panel that ensures he/she manage various currencies easily.



03.

DFX Desktop and Mobile Websites

Wireframes



Transfer with 4 steps.

1. Verify the sender's identity

The remitter must prepare a residence permit and other identity certificates.

2. Input transfer amount

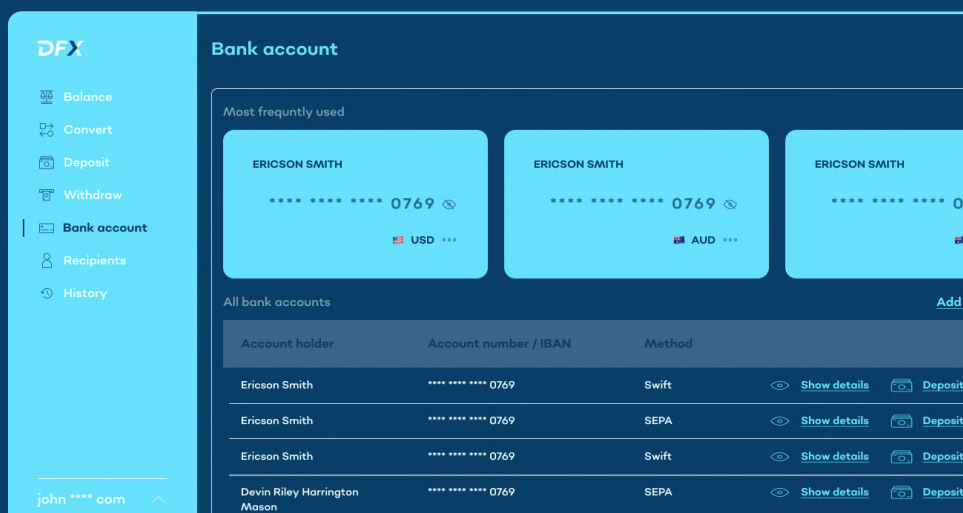
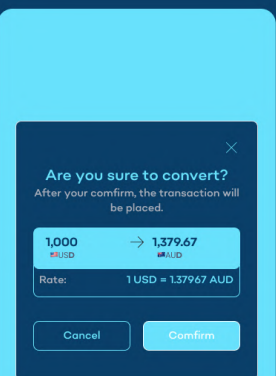
Fill in the remittance amount to view the rate and estimated amount.

3. Add a beneficiary account

According to regulatory requirements, add the beneficiary account and beneficiary's identity information.

4. Confirm and pay

After confirming the order, uploading the voucher and completing the payment, the payment will be remitted immediately.

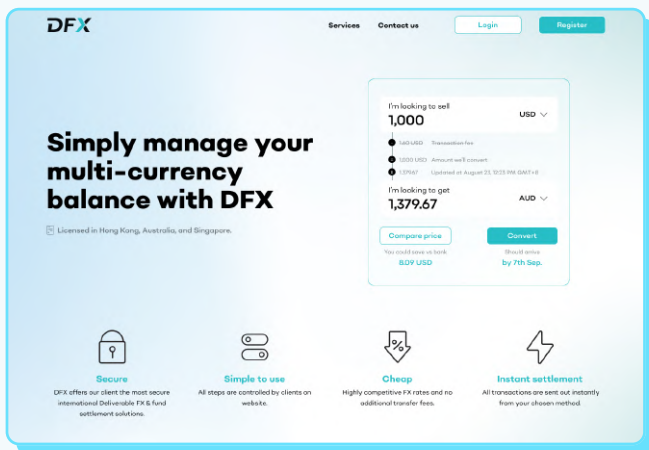


Design proposals

UI Design Proposals

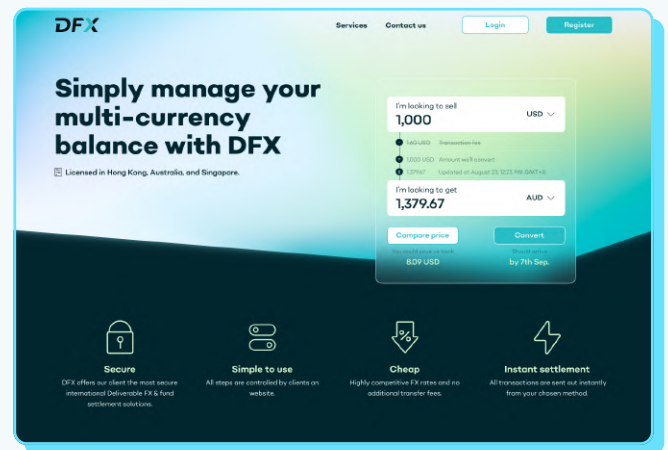
We have presented four different UI Design proposals to the client. In the end, Option 4 stands out. Therefore, we applied the style of option 4 to other website pages.

Option 1



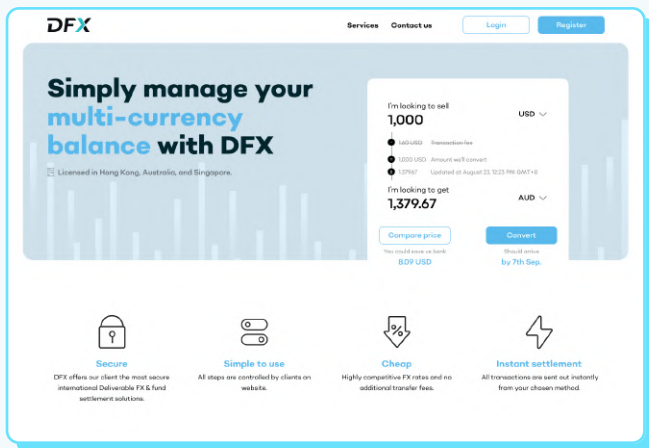
Keyword: Futurism, Minimalist, Clean

Option 2



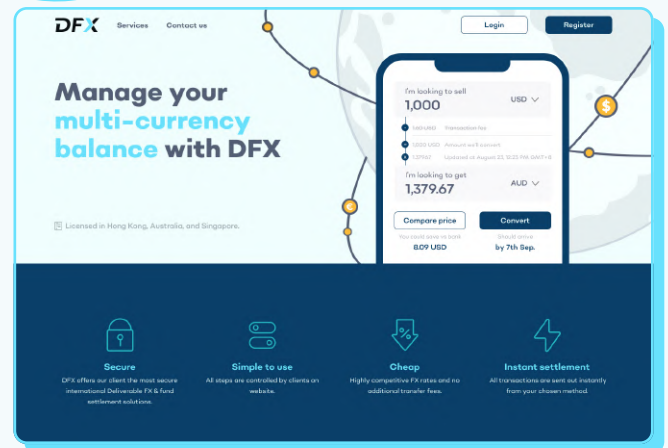
Keyword: Dynamic, Modern, Textured

Option 3

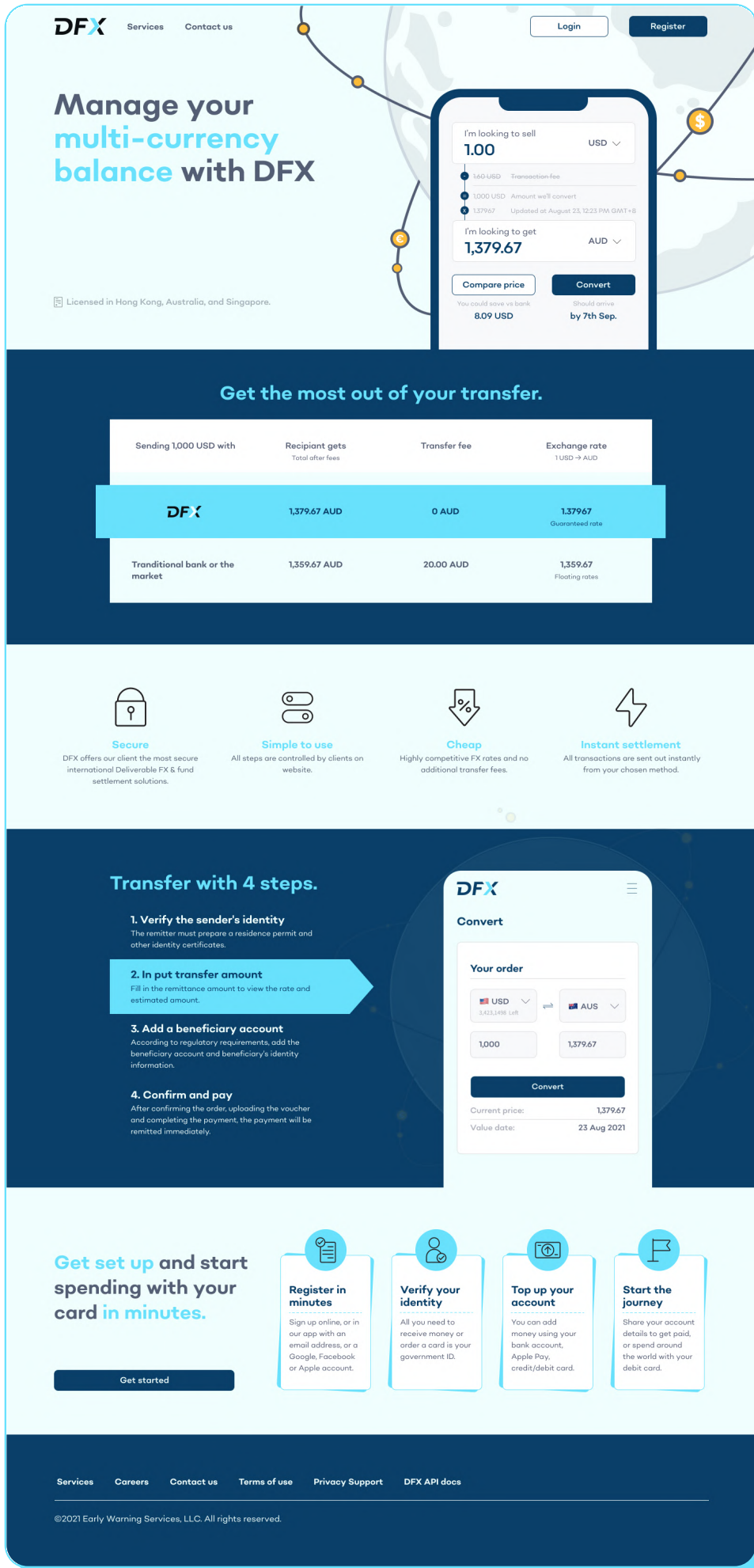


Keyword: Technology, Minimalism, Clean

Option 4 Client's favorite



Keyword: Flat Design, Dynamic, Technology



Homepage

Get to know from the Homepage

Users can view real-time exchange rate prices on the first screen of the homepage and then learn about other features offered by DFX.



Already have an account? [Log in](#)

Sign up form

What currency are you sending?
USD

Your account (email address):
john.doe@fabernovel.com

Password: [REDACTED]

Your password should have:

- 8 characters or more
- 1 upper case letter
- 1 lower case letter
- 1 number

Do you have a referral code?
☒ No, I don't.
 ☐ Yes, I have.

☐ I am not a robot

☐ By signing up to DFX, you agree to our Terms and Privacy Policy.

Register

Registration

Sign up to start everything

From the homepage, users can easily find the signup entrance and then sign up with their email addresses. After inputting the correct information, the user can submit their sign-up form. Also, users will receive a confirmation email which they need to confirm with. Once users have an account, they can access to their own Homepage.

Check your mailbox

We sent an email to
john.doe@fabernovel.com
If you don't get the email soon, check your spam folder.

[Send again](#)

Log into your account

Login to convert and transfer money

Users who have an account can easily log in with their account to arrive at their own Homepage. When the user has activated Two-Factor Authentication, he/she also needs to input the correct verification code to log in.

DFX

Welcome back!

DFX provides safe, easy, cheap and instant service.

Do not have an account? [Sign up](#)

Log in form

Your account (email address):
john.doe@fabernovel.com

Password: [REDACTED]

☒ Remember me [Forgot password?](#)

☐ I am not a robot

☒ By signing up to DFX, you agree to our Terms and Privacy Policy.

Log in

Two-Factor Authentication

A free verification code sent to
+61 *** 1498

[REDACTED]

[Send again](#)

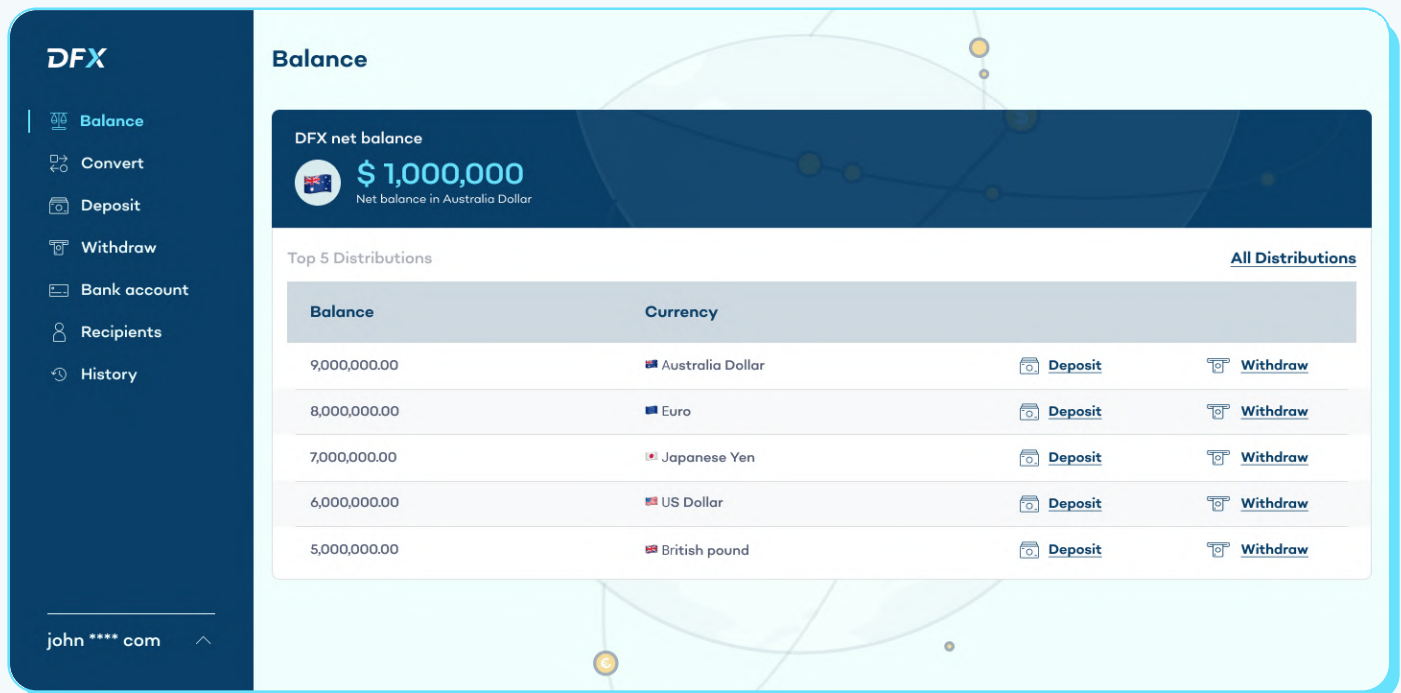
Done

1	2 ABC	3 DEF
4 GHI	5 JKL	6 MNO
7 PQRS	8 TUV	9 WXYZ
0		[REDACTED]

Balance

Overview your balance in a glimpse

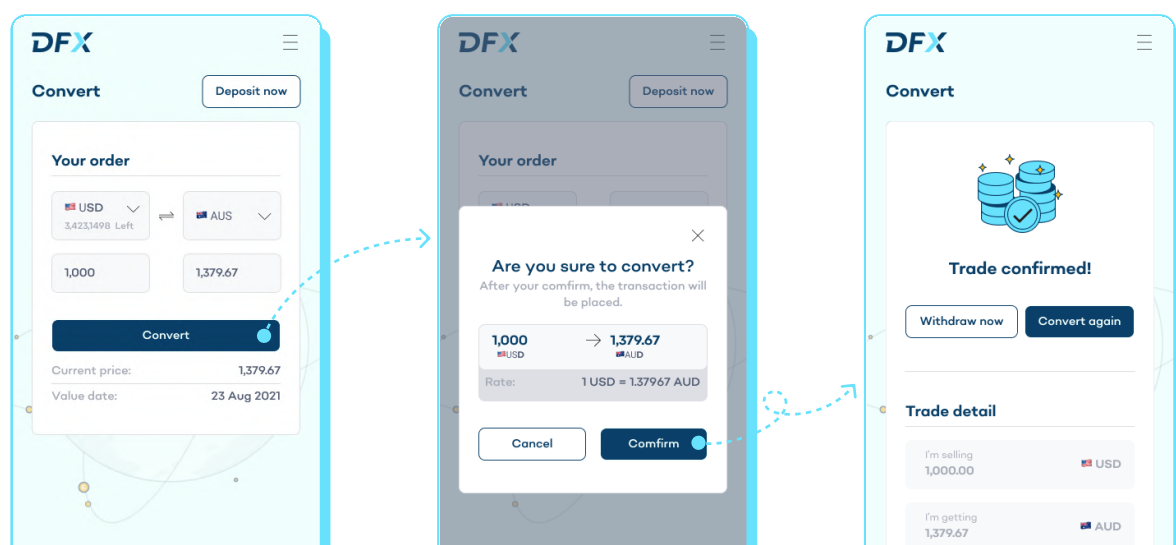
For every multi-currency account, it is crucial to keep track of the balance. With the Balance Panel, users can easily overview the general balance information. Besides, the shortcut buttons to deposit to DFX and withdraw from DFX are also provided.

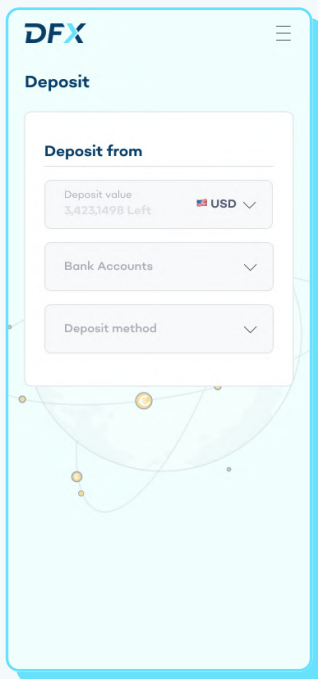


Convert

Convert with a competitive rate

From the user's homepage, the user can easily find the entrance to perform currency conversion. After the user confirms the conversion, the transaction will be executed by the system.

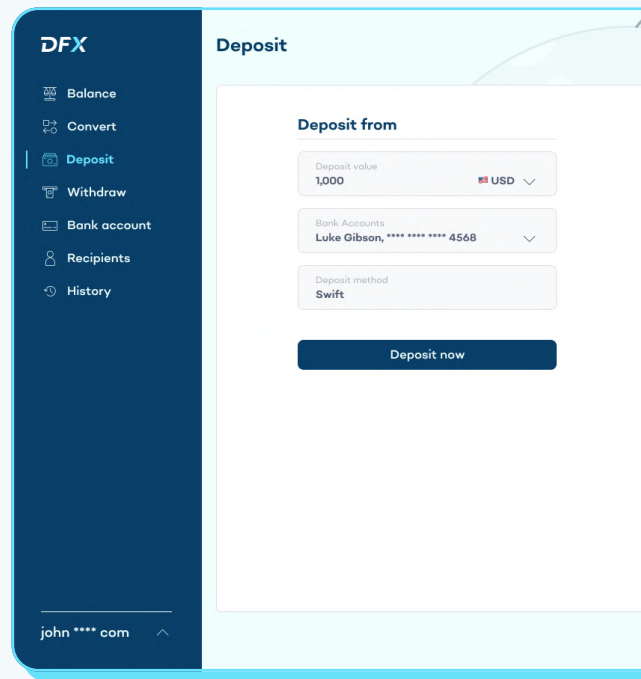




Deposit

Deposit to DFX bank account

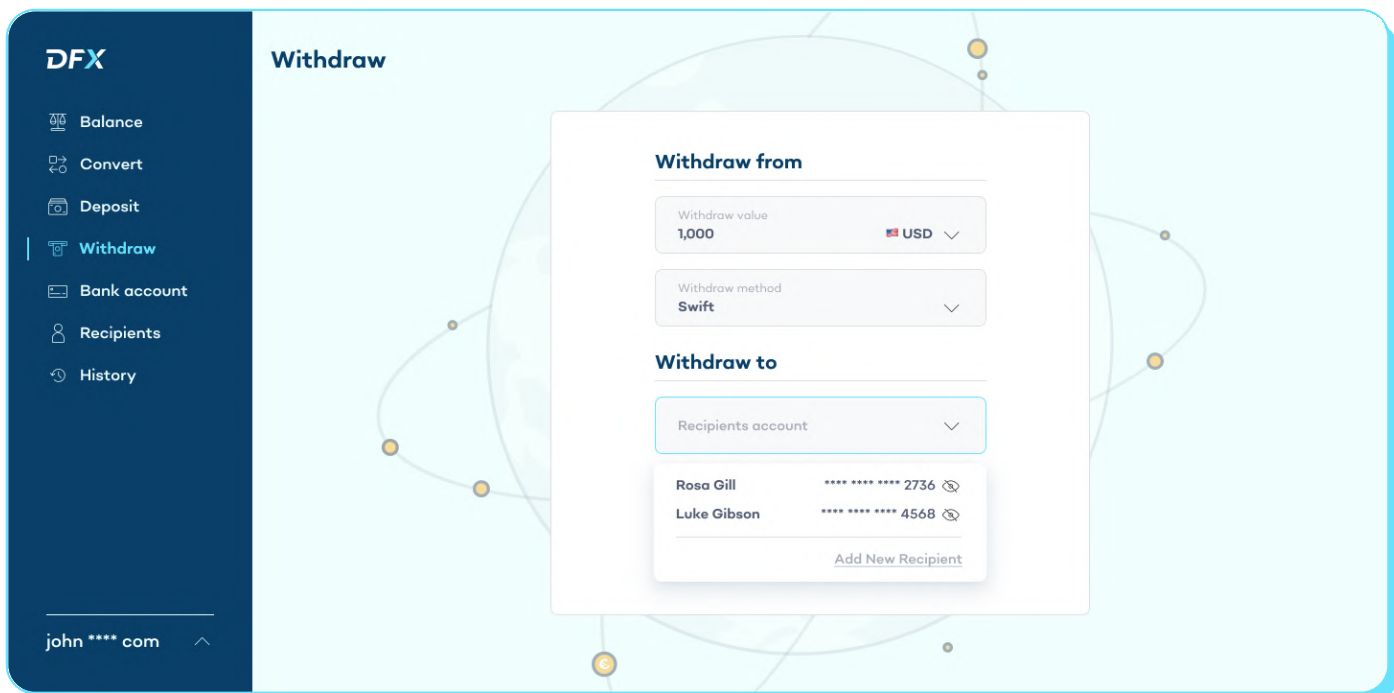
Users can deposit from other bank accounts to their DFX bank account on this website. On this page, once the user fulfills the necessary information, the deposit button will show up. From there, the user can activate the deposit trade.



Withdraw

Withdraw from DFX to recipients

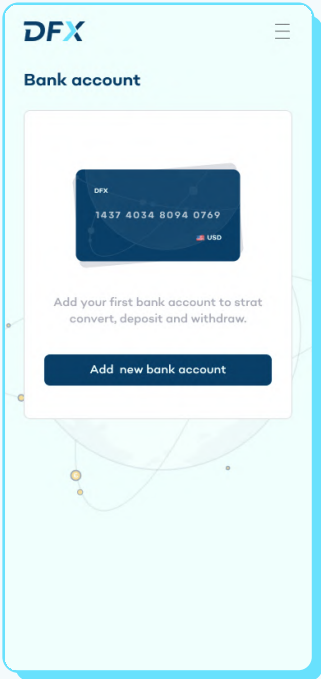
Users can also withdraw money from DFX bank account to other bank accounts. If user is withdrawing to an new recipient, the website also provides a shortcut to add a new recipient.



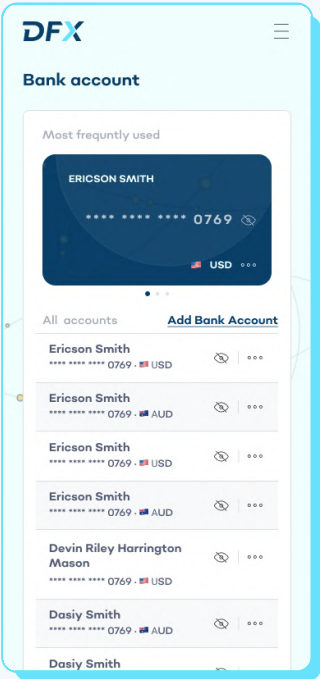
Bank Account

Add your bank accounts to manage your money on DFX

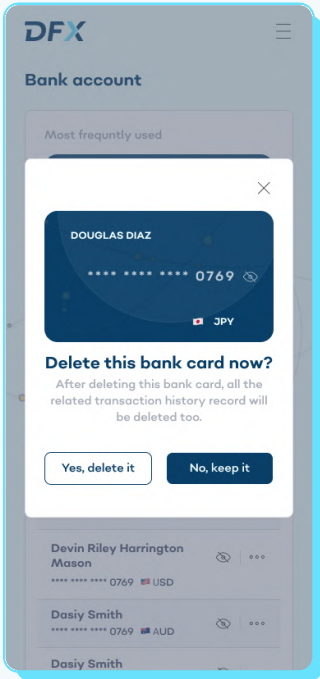
The bank account section shows a list of all the bank accounts users have added to DFX. to ensure better date security, the bank account number is defauly hidden . Besides, on the top of the bank account list, DFX provides a shortcut to the top three most frequently used bank accounts to improve efficiency.



Bank account - empty page



Bank account - listing page

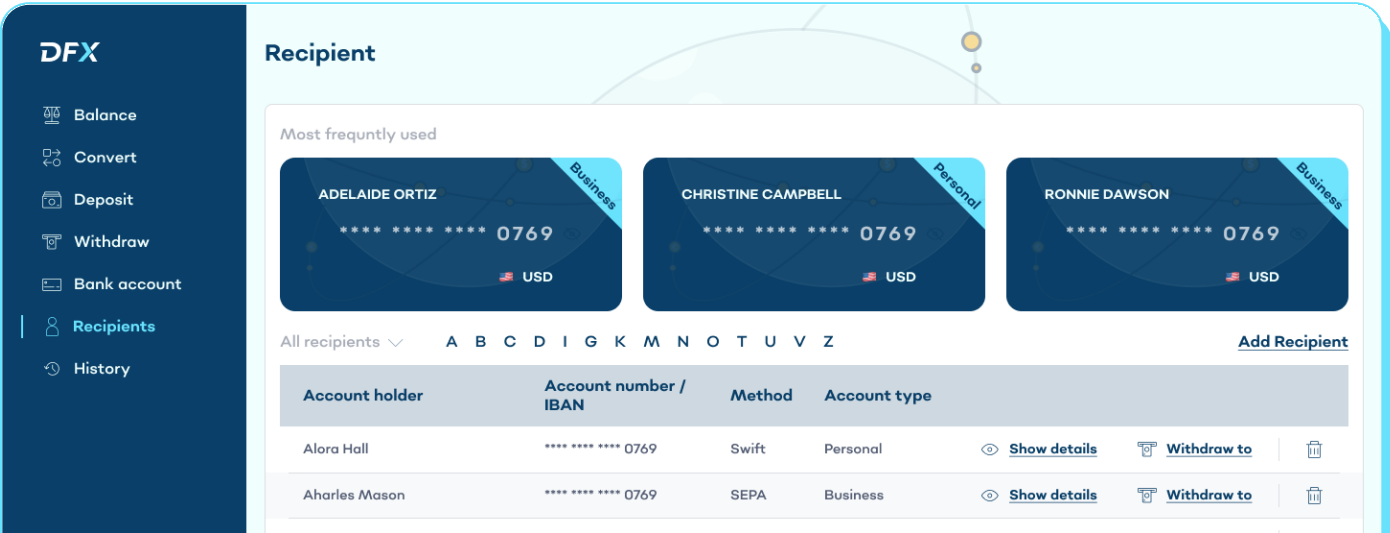


Confirmation Pop up

Recipient

Manage recipients with an efficient panel

The recipient panel shows all the existing recipients the user has. Except for the three most frequently used contacts, the others are listed alphabetically. Users can use the initial letters as filters to help with locating a certain recipient.



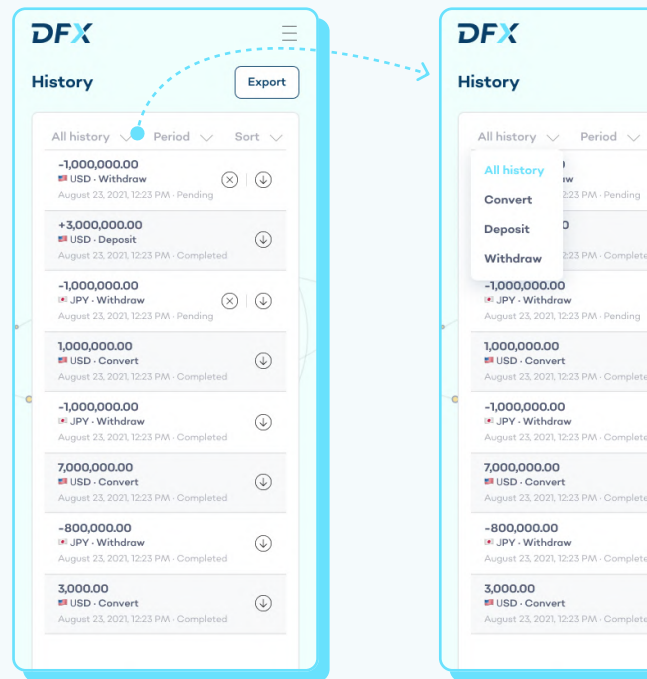


History - empty page

Transaction History

Keep track of all your transactions

All the convert, deposit and withdraw history all stored in the chronologically ordered History section. Users can export a transition history PDF when it is needed. Before the transaction is completed, users can also cancel the transaction in this section.

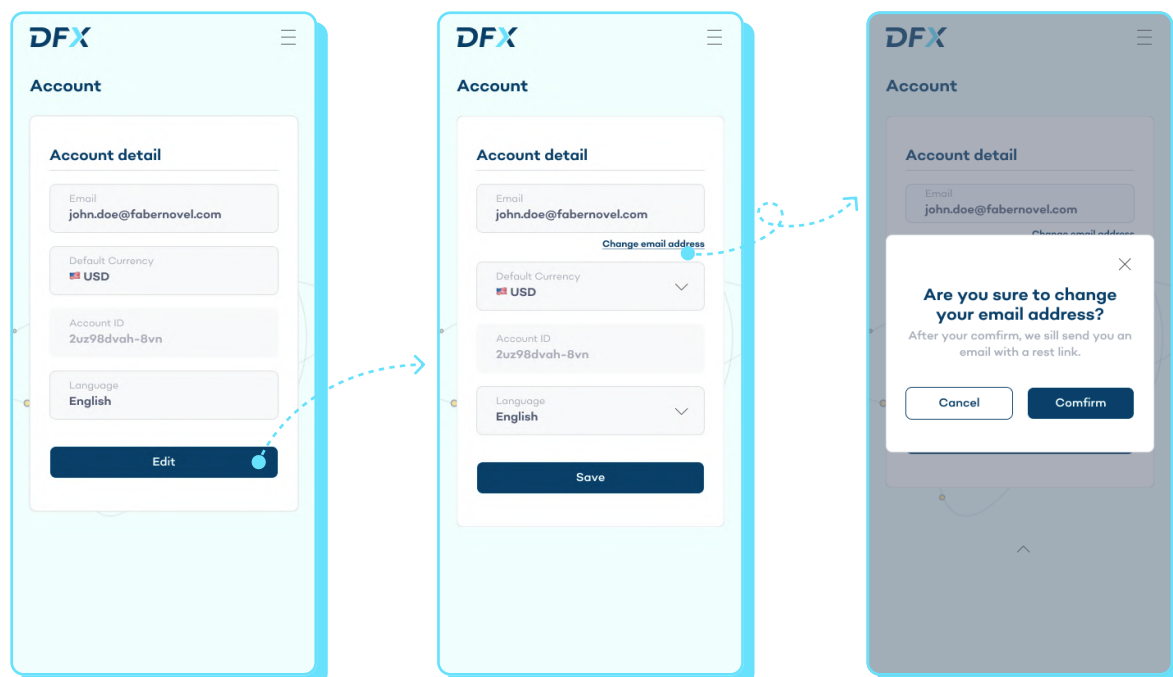


History - listing page

Account

Edit users account information

On account page, user can change email address, default currency, or user interface language. Since the Account ID is each user's unique ID number, it is not possible to change it by user.



Get Varified

Get Varified to make safter transactions

DFX encourage users to verify their accounts to provide a safer transition environment. For getting verified, the user needs to fulfill a form with different information and upload some supportive documents. Once the form is sent to DFX, the team will check the information and get back to users with emails.

Get Verified - form

Get Verified - form

Verified account

Security

Improve your account security setting

Security is crucial for online currency convert and money transfers. By active 2FA and other security settings, users can improve account security and forbid potential problems.

DFX

Balance
Convert
Deposit
Withdraw
Bank account
Recipients
History

john **** com

Security

2FA method

Email 2FA
You will receive an free email with a verification code to verify your identity ☒

SMS 2FA
You will receive an free SMS message with a verification code to verify your identity ☐

App 2FA
You can verify your identity with the binded Google Authenticator app ☐

Log in setting

Change password
Click if you already know your current password and want to change it >

Login 2FA
By enabling it, your log in will be protected with extra identity test OFF

Funding Setting

Withdraw password
By enabling it, your withdraw will be protected with extra identity test ON

Withdraw 2FA
By enabling it, your withdraw will be protected with extra identity test OFF

How to enable app based authentication

1. Download and install [Google Authenticator](#) on your mobile device.
2. Scan the QR Code below.
3. Enter and verify the authentication code generated by Google Authenticator

Enter code manually

Cancel Confirm

How to enable app based authentication

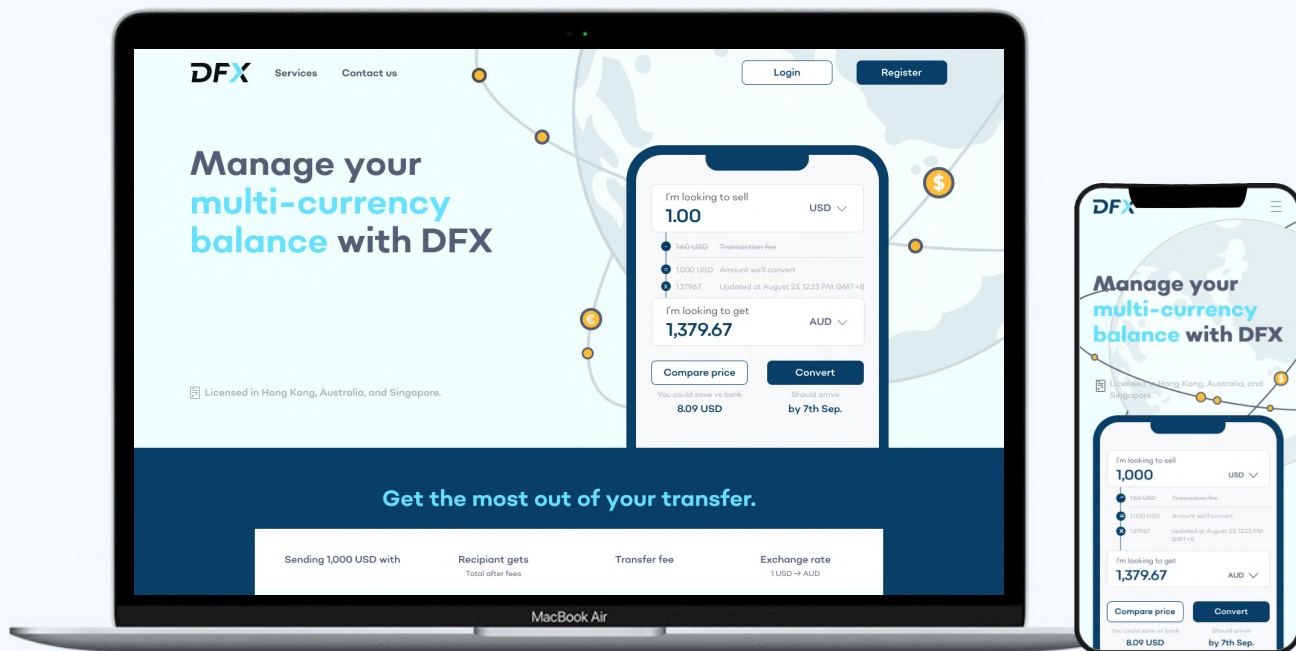
1. Download and install [Google Authenticator](#) on your mobile device.
2. Scan the QR Code below.
3. Enter and verify the authentication code generated by Google Authenticator

Code: 349050

Cancel Confirm

Success!!
App 2FA is enabled, your account is much safer.

Back to Security (3s)



Throughout this 6-week-long project

Challenges

Understanding the business model and finding the UI Design style that the client likes, were the two main challenges for this project.

It was the first time for me and my team to work in the financing field, which makes it challenging for every team member. Besides, DFX is a young start-up company, which did not have a comprehensive business scheme at that time, which also adds to the challenges for the UX Design phase. However, the team did not give up and we arranged Q&A meetings with clients and tried our best to realize the website as much as possible.

The second challenge appears at the beginning of the UI Design phase. Client did not like our first UI Design Proposal which was based on the moodboard client chosen. We lost our direction... So we asked client to send us a bunch of websites he likes, then find out the right style, and propose more. In the end, we were able to propose a design which satisfies client. Then the UI Design phase moves on.

I would like to improve ...

Rethink

As I mentioned, in the beginning, the client chose one of the mood boards we proposed, and we adopted that style for UI Design. And it turned out the client did not like that design. Therefore, we have to propose a lot more different variations. In the end, the client chose the design from a different style. Maybe the process of the mood board proposal was not all right, I am not sure. But even though I can not come up with a solution now, I would like to try to prevent it from happening again.

Designer

Ella Pan

Role

UX/UI Designer

Device

Desktop,
and iPhone X

Duration

6 Weeks

Year

2021

Tools

Pencil & Paper, Sketch,
Adobe After Effects